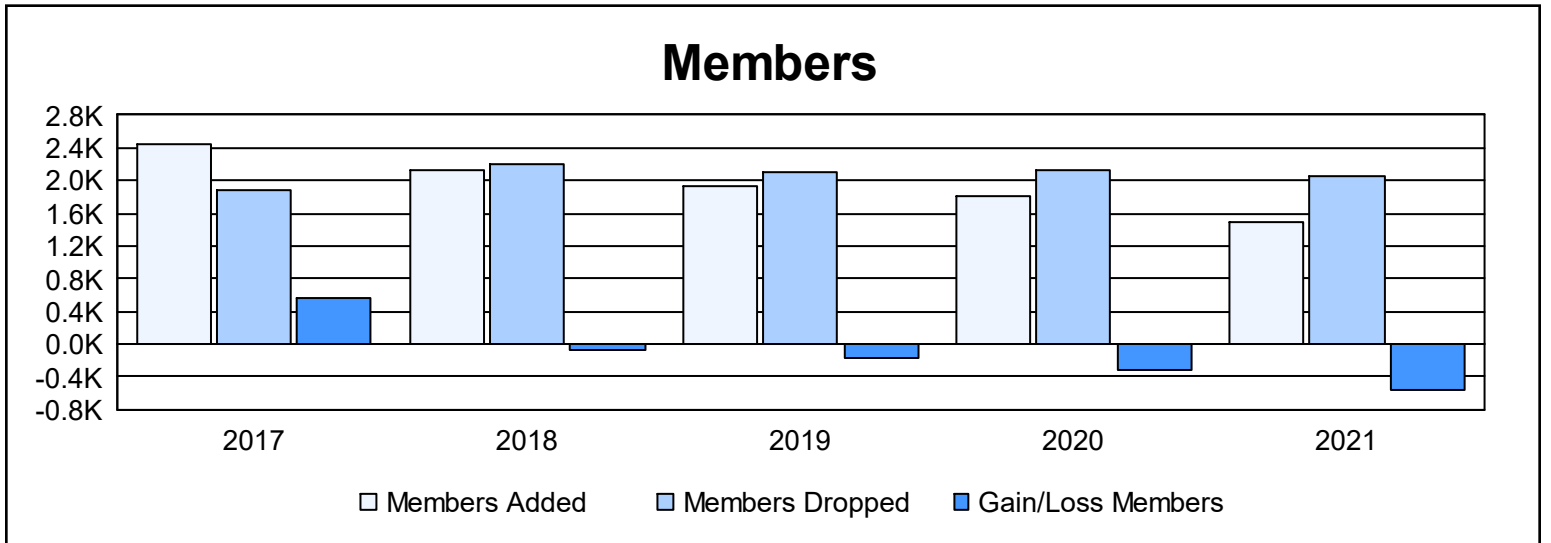
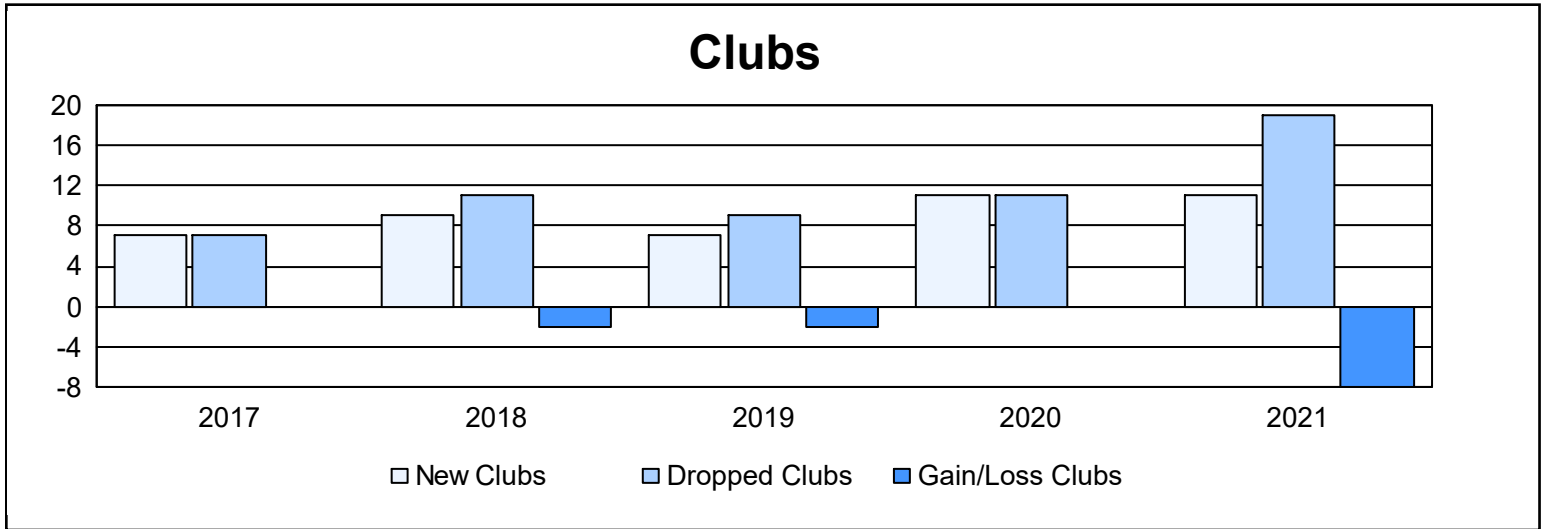
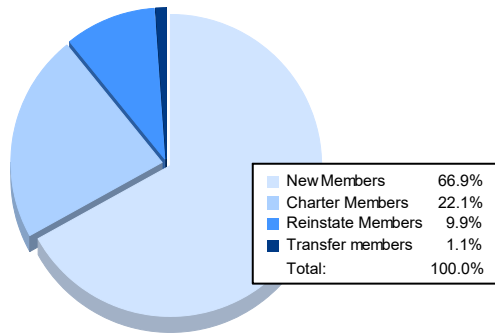


Year	New Clubs	Dropped Clubs	Gain/ Loss Clubs	New Members	Charter Members	Reinstate Members	Transfer Members	Total Member Added	Total Members Dropped	Gain/ Loss Members
2016-2017	7	7	0	2,127	223	55	37	2,442	1,890	552
2017-2018	9	11	-2	1,696	288	97	52	2,133	2,203	-70
2018-2019	7	9	-2	1,620	206	62	37	1,925	2,099	-174
2019-2020	11	11	0	1,379	281	54	91	1,805	2,123	-318
2020-2021	11	19	-8	997	330	147	16	1,490	2,057	-567
Average	9	11	-2	1,564	266	83	47	1,959	2,074	-115



Membership Composition June 2021 Cumulative



Gender Composition June 2021 Cumulative

